







Official Downtown Hotel Shuttle @ Louis Armstrong International Airport

Arrival at New Orleans Airport:

-  Once you depart the plane, follow the signs to the Baggage claim area on the lower level
-  Take the escalator down to the Baggage Claim area


If you already have your digital ticket...

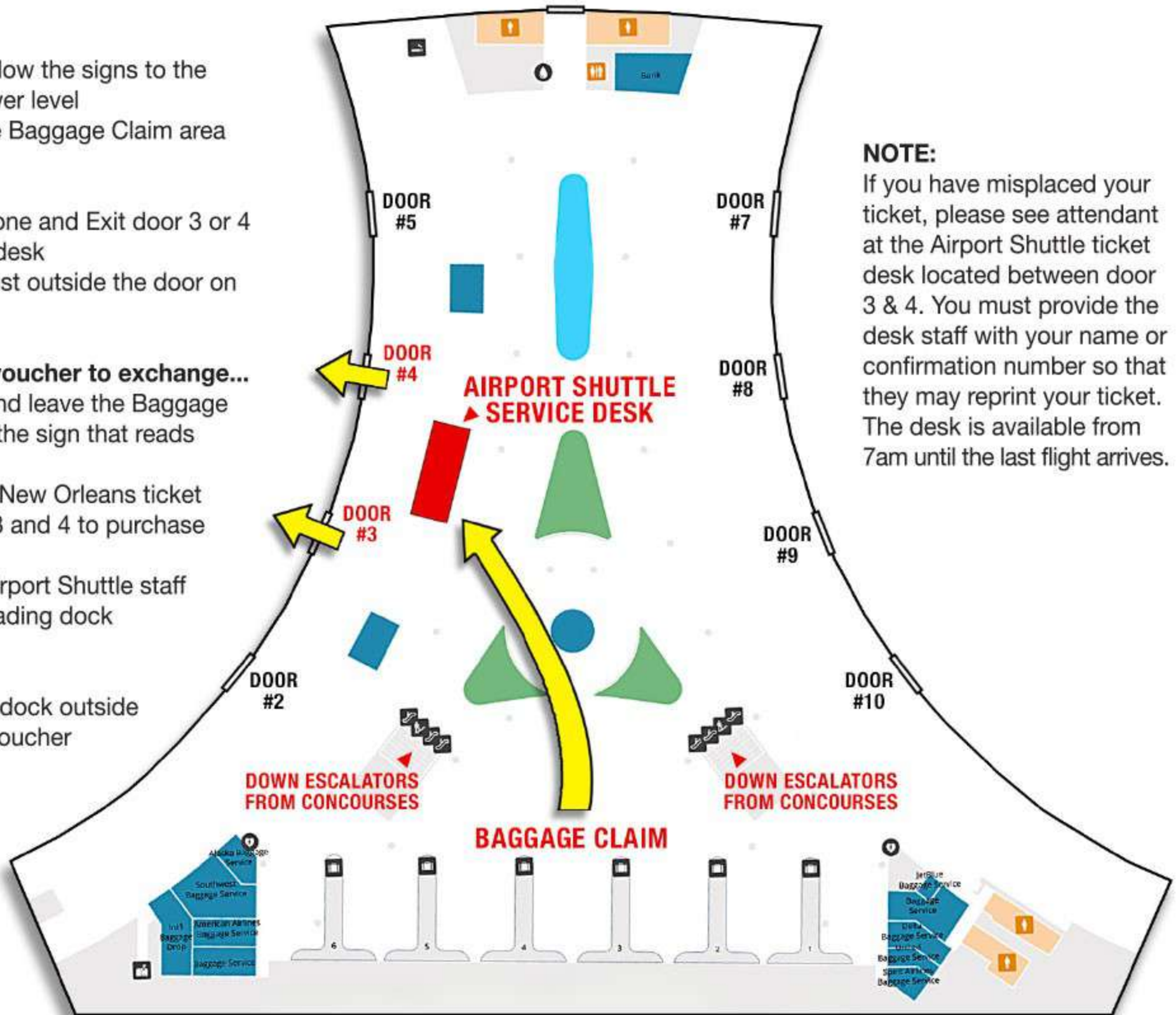
-  Display your ticket on your phone and Exit door 3 or 4 near the Airport Shuttle ticket desk
-  Look for Airport Shuttle staff just outside the door on the loading dock

If you need to purchase a ticket or have a voucher to exchange...

-  After retrieving your luggage and leave the Baggage Claim area, look to the left for the sign that reads "Downtown Hotel Shuttle"
-  Proceed to the Airport Shuttle New Orleans ticket desk, located between doors 3 and 4 to purchase your ticket
-  Exit door 3 or 4 and look for Airport Shuttle staff just outside the door on the loading dock

If the ticket desk is closed...

-  Please proceed to the loading dock outside door 3 or 4 and present your voucher to the driver



NOTE:

If you have misplaced your ticket, please see attendant at the Airport Shuttle ticket desk located between door 3 & 4. You must provide the desk staff with your name or confirmation number so that they may reprint your ticket. The desk is available from 7am until the last flight arrives.